



iCLASS Readers

iCLASS SE has superseded the majority of iCLASS reader functionality. The remaining specialty models and applications continue to exist on the iCLASS line until an SE replacement is made available.

bioCLASS Biometric Reader/Enroller - 6180 / 6188

Card Reader Description	Base Part No.	Current Rev. No.*	Color Options	Hardware Options ⁷	Configuration Setting Options ¹	iCLASS Security ²	MIFARE CSN ³ Wiegand Output Mode	Keypad Configuration Setting Options ⁴	Optional Custom
iCLASS RKL57 Contactless Smart Card Biometric Reader/Enroller: Reader with LCD, Keypad, and fingerprint biometric module US, European and Asian Back Box Mount (Wiegand Output) Read Only, RoHS Compliant	6180	B	K = Black	R = Reader/Enroller ⁶	00 01 02 03 04 05 06 07	0 1 C D	0 = N/A	00 09 10 11 14 19 20 22	-XXXX Y
iCLASS RKL57 Contactless Smart Card Reader: with LCD, Keypad, and fingerprint biometric module US, European and Asian Back Box Mount (Wiegand Output) Read Only, RoHS Compliant (C&D Output) Requires reader/enroller or CP575A for enrolling fingerprint templates.	6180 6188	B	K = Black	T = Terminal Strip	00 01 02 03 04 05 06 07	0 1 C D	0 = N/A	00 09 10 11 14 19 20 22	-XXXX Y

*Revision numbers and availability are subject to change without notice. Consult factory for availability.

¹ Configuration Setting Options are as follows (Factory or Field Configurable):

00 = Beep on, LED normally red, reader flashes green on tag read 03 = Beep off, LED normally off, reader flashes green on tag read 06 = Beep on, LED normally off, host must flash red and/or green
 01 = Beep off, LED normally red, reader flashes green on tag read 04 = Beep on, LED normally red, host must flash green 07 = Beep off, LED normally off, host must flash red and/or green
 02 = Beep on, LED normally off, reader flashes green on tag read 05 = Beep off, LED normally red, host must flash green

² iCLASS Security options (Factory or Field Configurable)

0 = Standard: protects access and biometric applications (Reads/Enrolls all iCLASS cards with unique keys diversified from HID master key)
 1 = HID Elite: protects access and biometric applications (Reads/Enrolls only iCLASS cards with site-specific HID Elite key; consult factory for availability)
 C = Standard with Open Collector Tamper enabled
 D = HID Elite with Open Collector Tamper enabled

³ MIFARE Card Serial Number (CSN) Wiegand Output Modes are as follows (Factory or Field Configurable). Refer to the "iCLASS Reader Wiegand Output Configuration Guide" for more details.

(SETTING NOT APPLICABLE WITH HID ELITE ORDERS. HID ELITE READERS DO NOT READ MIFARE CSN.)
 0 = 32 bit 1 = 32 bit reverse (Same as 6055A and 6055BXX0011) 2 = 26 bit 3 = 34 bit 4 = 40 bit 5 = 37 bit 6 = 56 bit

⁴ Keypad data is output via Wiegand cable. Reader processes keystrokes. Configuration setting options:

00 = Buffer one key, no parity, 4 bit message 09 = Buffer one key, add complement, 8 bit message (Dorado) 10 = Buffer six keys and add parity
 11 = Buffer one key and add parity 14 = Buffer one to five keys (Standard 26 bit output) 19 = Buffer four keys and add parity
 20 = Single Key buffering 23 = Buffer one to 11 keys

⁶ In addition to RKL57 reader only (6180BKT), this part provides additional enrollment capabilities and multi-lingual support. Reader/Enroller is field configurable for one of the following behaviors: reader/enroller, reader-only or enroller-only, and field configurable for one of 10 languages (see datasheet for more information). This product replaces CP575 fingerprint template enroller (no longer available).

iCLASS LCD Reader - 6170 / 6178

Card Reader Description	Base Part No.	Current Rev. No.*	Color Options	Hardware Options	Configuration Setting Options ¹	iCLASS Security ²	MIFARE CSN ³ Wiegand Output Mode	Keypad Configuration Setting Options ⁴	Optional Custom ⁵
iCLASS RKL55 Contactless Smart Card Reader: Read, with LCD and Keypad US, European and Asian Back Box Mount (Wiegand) Wiegand or Clock and Data output (C&D) RoHS Compliant	6170 6178	B	K = Black	T = Terminal Strip	00 01 02 03 04 05 06 07	0 1 C D	0 1 2 3 4 5 6 Z	00 09 10 11 14 19 20 22 23	-XXXX Y

*Revision numbers and availability are subject to change without notice. Consult factory for availability.

¹ Configuration Setting Options are as follows (Factory or Field Configurable):

- 00 = Beep on, LED normally red, reader flashes green on tag read 03 = Beep off, LED normally off, reader flashes green on tag read 06 = Beep on, LED normally off, host must flash red and/or green
- 01 = Beep off, LED normally red, reader flashes green on tag read 04 = Beep on, LED normally red, host must flash green 07 = Beep off, LED normally off, host must flash red and/or green
- 02 = Beep on, LED normally off, reader flashes green on tag read 05 = Beep off, LED normally red, host must flash green

² iCLASS Security Options (Factory or Field Configurable): See Application Note Number 28 for additional information on Key Management.

- 0 = Standard (Reads all iCLASS cards with unique keys diversified from HID master key)
- 1 = Custom options (Reads only iCLASS cards with unique keys diversified from matching site specific master key; consult factory for availability)
- C = Standard with Open Collector Tamper enabled
- D = Custom with Open Collector Tamper enabled

³ MIFARE Card Serial Number (CSN) Wiegand Output Modes are as follows (Factory or Field Configurable). Refer to the "iCLASS Reader Wiegand Output Configuration Guide" for more details. (SETTING NOT APPLICABLE WITH HID ELITE ORDERS. HID ELITE READERS DO NOT READ MIFARE CSN.)

- 0 = 32 bit 1 = 32 bit reverse (Same as 6055A and 6055BXX0011) 2 = 26 bit 3 = 34 bit 4 = 40 bit 5 = 37 bit 6 = 56 bit Z = CSN Suppressed

⁴ Keypad data is output via Wiegand cable. Reader processes keystrokes. Configuration setting options:

- 00 = Buffer one key, no parity, 4 bit message 09 = Buffer one key, add compliment, 8 bit message (Dorado) 10 = Buffer six keys and add parity
- 11 = Buffer one key and add parity 14 = Buffer one to five keys (Standard 26 bit output) 19 = Buffer four keys and add parity
- 20 = Single Key buffering 23 = Buffer one to 11 keys

⁵ Contact Factory for pricing, availability, and minimum order quantity.

RoHS compliant Readers are appropriately marked on reader and box. (RoHS or Restriction of Hazardous Substances Directive restricts certain hazardous substances in electrical and electronic equipment.)



iCLASS Read/Write Reader - 6101 / 6141 / 6111 / 6121 / 6131 / 6171

Card Reader Description	Base Part No.	Current Rev. No.*	Color Options	Hardware Options ¹	Configuration Setting Options ²	iCLASS Security ³	MIFARE CSN ⁴ Wiegand Output Mode	Keypad Configuration Setting Options ⁵	Optional Custom ⁶
iCLASS RW100 Contactless Smart Card Reader/Writer: Read/Write Mullion Mount Wiegand and RS-232 or RS-485 or USB or UART (RoHS Compliant)	6101	C	G = Gray K = Black	T = RS232 4 = RS485(Full-Duplex) M = RS485(Half-Duplex) U = USB B = UART to UART	00 01 02 03 04 05 06 07	0 1 C D	0 1 2 3 4 5 6 Z	For Keypad readers only	-XXXX Y
iCLASS RW150 Contactless Smart Card Reader/Writer: Read/Write Mullion Mount Wiegand and RS-232 or RS-485 or USB or UART (RoHS Compliant)	6141	C	G = Gray	T = RS232 4 = RS485(Full-Duplex) M = RS485(Half-Duplex) U = USB B = UART to UART	00 01 02 03 04 05 06 07	0 1 C D	0 1 2 3 4 5 6 Z	For Keypad readers only	-XXXX Y
iCLASS RW300 Contactless Smart Card Reader/Writer: Read/Write European and Asian Back Box Mount Wiegand and RS-232 or RS-485 or USB or UART (RoHS Compliant)	6111	C	G = Gray K = Black	T = RS232 4 = RS485(Full-Duplex) M = RS485(Half-Duplex) U = USB B = UART to UART	00 01 02 03 04 05 06 07	0 1 C D	0 1 2 3 4 5 6 Z	For Keypad readers only	-XXXX Y
iCLASS RW400 Contactless Smart Card Reader/Writer: Read/Write US, European and Asian Back Box Mount Wiegand and RS-232 or RS-485 or USB or UART (RoHS Compliant)	6121	C	G = Gray K = Black	T = RS232 4 = RS485(Full-Duplex) M = RS485(Half-Duplex) U = USB B = UART to UART	00 01 02 03 04 05 06 07	0 1 C D	0 1 2 3 4 5 6 Z	For Keypad readers only	-XXXX Y
iCLASS RWK400 Contactless Smart Card Reader/Writer: Read/Write, with Keypad US, European and Asian Back Box Mount (RoHS Compliant) Wiegand Output, and/or RS-232/422 or USB or UART	6131	C	G = Gray K = Black	T = RS232 4 = RS485(Full-Duplex) M = RS485(Half-Duplex) U = USB B = UART to UART	00 01 02 03 04 05 06 07	0 1 C D	0 1 2 3 4 5 6 Z	00 09 10 11 14 19 20 22 23	-XXXX Y
iCLASS RWKL550 Contactless Smart Card Reader/Writer: Read/Write, with LCD and Keypad US, European and Asian Back Box Mount Wiegand Output, and/or RS-232, RS-485, USB or UART (RoHS Compliant)	6171	B	K = Black	T = RS232 4 = RS485(Full-Duplex) M = RS485(Half-Duplex) U = USB B = UART to UART	00 01 02 03 04 05 06 07	0 1 C D	0 1 2 3 4 5 6 Z	00 09 10 11 14 19 20 22 23	-XXXX Y

*Revision numbers and availability are subject to change without notice. Consult factory for availability.

¹ All the following communication modules allow host driven communication using the iCLASS Serial Protocol. All the following communication modules (except USB) allow for card ID reporting instantiated by the reader. For multi-drop functionality, see iCLASS OSDP Readers. All Reader/Writers are terminal strip readers. RoHS compliant Readers are appropriately marked on reader and box. (RoHS or Restriction of Hazardous Substances Directive restricts certain hazardous substances in electrical and electronic equipment.)

² Configuration Setting Options are as follows (Factory or Field Configurable):

- 00 = Beep on, LED normally red, reader flashes green on tag read 03 = Beep off, LED normally off, reader flashes green on tag read 06 = Beep on, LED normally off, host must flash red and/or green
- 01 = Beep off, LED normally red, reader flashes green on tag read 04 = Beep on, LED normally red, host must flash green 07 = Beep off, LED normally off, host must flash red and/or green
- 02 = Beep on, LED normally off, reader flashes green on tag read 05 = Beep off, LED normally red, host must flash green

³ iCLASS Security options (Factory or Field Configurable): See Application Note Number 28 for additional information on Key Management.

- 0 = Standard (Reads all iCLASS cards with unique keys diversified from HID master key)
- 1 = HID Elite Key (Reads only iCLASS cards with unique keys diversified from matching site specific master key; consult factory for availability)
- C = Standard with Open Collector Tamper enabled
- D = Custom with Open Collector Tamper enabled

⁴ MIFARE Card Serial Number (CSN) Wiegand Output Modes are as follows (Factory or Field Configurable). Refer to the "iCLASS Reader Wiegand Output Configuration Guide" for more details. (SETTING NOT APPLICABLE WITH HID ELITE ORDERS. HID ELITE READERS DO NOT READ MIFARE CSN.)






- 0 = 32 bit 1 = 32 bit reverse (Same as 6055A and 6055BXX0011) 2 = 26 bit 3 = 34 bit 4 = 40 bit 5 = 37 bit 6 = 56 bit Z = CSN Suppressed

⁵ Keypad data is output via Wiegand cable. Reader processes keystrokes. Configuration Setting options:

- 00 = Buffer one key, no parity, 4 bit message 09 = Buffer one key, add compliment, 8 bit message (Dorado) 10 = Buffer six keys and add parity
- 11 = Buffer one key and add parity 14 = Buffer one to five keys (Standard 26 bit output) 19 = Buffer four keys and add parity
- 20 = Single Key buffering 23 = Buffer one to 11 keys

⁶ Contact Factory for pricing, availability, and minimum order quantity.

EDGE® Reader - EDGE EVO® Solo

EDGE EVO Solo Model and Description	Image	Base Part	Rev	Color	Hardware Configuration	Additional Configuration
<p>ESH400-K Standard Controller</p> <p>Single door, IP-based controller for single-door solo-based system. Single physical package. Door inputs/outputs are 4 external inputs, 2 outputs; on-board optical tamper (standard mount). One Wiegand / Clock-and-Data reader interface. For use indoor or outside in weatherproof enclosure. US single-gang, US double-gang or EU/APAC 60mm mount.</p>		83000	C	K = Black	E = Externally-mounted reader	
<p>ESHR40-K Standard Controller / Reader and Module</p> <p>Single door, IP-based controller with integrated R40 iCLASS reader for single-door solo-based system. Two physical packages; IP-based reader for mount at access point and "Door Module" with interface to 4 external inputs, 2 outputs; optical tamper. Second reader possible an additional IO interface module (EWM-M or EDWM-M). For indoor use. Door Module mounted in secure location. US Single-gang or EU/APAC 60mm mount.</p>		83120	C	K = Black	I = Integrated controller / reader, with segregated module (separate physically installed device) containing discrete IO	000 = LED normally Red, Flash Green and beep on card read
<p>ESHR40-L Single-Output Controller / Reader and Module</p> <p>Single door, IP-based controller with integrated R40 iCLASS reader for single-door solo-based system. Two physical packages; IP-based reader for mount at access point and "Lock Module" with interface single (1) lock output. For indoor use. Door Module mounted behind reader in US Single-gang box, in hollow door frame or other secure location. Reader is US Single-gang or EU/APAC 60mm mount.</p>		83120	C	K=Black	L = Integrated controller / reader, with segregated module (separate physically installed device) containing single discrete lock output	000 = LED normally Red, Flash Green and beep on card read
<p>ESHRP40-K Standard Controller / Reader and Module</p> <p>Single door, IP-based controller with integrated RP40 multiCLASS® reader for single-door solo-based system. Two physical packages; IP-based reader for mount at access point and "Door /Wiegand Module" with interface to 4 external inputs, 2 outputs and one Wiegand / Clock-and-Data reader interface; Second reader possible using Wiegand reader. Optical tamper (standard mount). For indoor use. Door / Wiegand Module mounted in secure location. US Single-gang or EU/APAC 60mm mount.</p>		83125	C	K = Black	I = Integrated controller / reader, with segregated module (separate physically installed device) containing discrete IO and Wiegand reader interface for second reader	000 = LED normally Red, Flash Green and beep on card read
<p>EWM-M Wiegand Module</p> <p>The "Wiegand Module" enables controller interface to one (1) Wiegand / Clock-and-Data reader interface. For use indoor or outside in weatherproof enclosure.</p>		83360	A	K = Black	M = Mountable on US single-gang, EU / APAC 60mm electrical box	

For custom Indala Prox support, add a "-D" to the end of the EHR40-K, EHR40-L or EHRP40-K part number, and specify the Indala format to be programmed into the reader.

iCLASS Reader Accessories

Part No.	Description
iCLASS Reader Accessories	
6303-104-01	Mini-Mullion Reader Mounting Plate for iCLASS SE R10, RP10 and iCLASS RW100
6309-103-01	Mullion Reader Mounting Plate for iCLASS SE R15 and RP15
6402-103-01	EU/Asian Reader Mounting Plate for iCLASS RW300
6403-109-01	Wall Switch Reader Mounting Plate for iCLASS SE R40, RP40 and iCLASS RW400
6094-101-01	Wall Switch Keypad Reader Mounting Plate for iCLASS SE RK40, RPK40 and iCLASS RWK400
6132AKB	Mini-Mullion Reader Spacer for iCLASS SE R10, RP10 and iCLASS RW100, Black
6132AKC	Mullion Reader Spacer for iCLASS SE R15, RP15, Black
6132AKD	EU/Asian Reader Spacer for iCLASS RW300, Black
6132AKE	iCLASS Wall Switch Reader Spacer, Black (works with R40, RP40, RW400)
6132AK	iCLASS Wall Switch Keypad Reader Spacer, Black (works with RK40, RPK40, RWK400)
400-2D71-06	iCLASS reader security screw (Qty 1)